



KRISHNAYAM STEELCOM

TOP-QUALITY IRON AND STEEL PRODUCTS

About Krishnayam Steelcom

Leading supplier and trader of top-quality iron and steel products. We specialize in providing a wide range of products sourced from primary companies such as SAIL, JSPL, TATA, as well as local rolling mills. With our extensive expertise and commitment to excellence, we cater to diverse industries and deliver unparalleled service to our valued customers.

Our Mission

Our mission is to ensure that our clients have access to the finest iron and steel products available in the market. By partnering with renowned primary companies like SAIL, JSPL, and TATA, we guarantee the reliability and superior quality of our offerings. Additionally, we understand the importance of supporting local industries, which is why we also provide a comprehensive range of products from trusted local rolling mills.



About The Founder

Abhinav Agrawal


Qualified Company Secretary
Graduate in Business Administration

Meet Abhinav Agrawal, a dynamic and visionary entrepreneur who is the driving force behind Krishnayam Steelcom. Abhinav is a qualified company secretary with a deep passion for the iron and steel industry. With his expertise and extensive knowledge, he has successfully established and leads a thriving firm specializing in the supply and trading of iron and steel products.

Abhinav's journey in the industry began with a clear vision: to bridge the gap between reliable suppliers and customers seeking top-quality iron and steel products. With determination and a keen eye for market trends, he embarked on a path of building a business that would cater to the diverse needs of various industries.



Our Products




HR Sheet



Square



GP Sheet




Flat



HR Coil



Round



Our Products



Semi-Coil Pipe




Coil Pipe




TMT



Channel



Square Pipe



Angle



Section Weight Table

M.S. FLATS											ANGLES				
Width in mm	THICKNESS IN MILLIMETER					WEIGHT Kg./Mtr.					SIZE mm x mm	Weight Kg./Mtr.			
	3	4	5	6	8	10	12	16	20	25		Thickness	3	4	5
12	0.28	-	0.47	0.56	0.80	-	-	-	-	-	20x20x	0.90	1.10	-	-
16	0.37	-	0.50	0.75	1.00	-	-	-	-	-	25x25x	1.10	1.40	1.80	2.35
18	0.42	-	0.70	0.85	-	-	-	-	-	-	30x30x	1.40	1.80	2.20	2.80
20	0.47	0.63	0.79	0.94	-	-	-	-	-	-	35x35x	1.60	2.10	2.60	3.00
25	0.60	0.80	1.00	1.20	-	-	-	-	-	-	45x45x	2.10	2.70	3.40	4.00
30	0.70	0.90	1.20	1.40	1.90	2.5	2.8	-	-	-	50x50x	2.30	3.00	3.80	4.50
32	0.75	1.00	1.30	1.50	2.00	2.5	3.0	4.0	-	-	Thickness	5	6	8	10
35	0.80	1.10	1.40	1.60	2.20	2.8	3.3	4.4	6.3	-	60x60x	4.50	5.40	7.00	8.60
40	0.90	1.30	1.60	1.90	2.50	3.1	3.8	5.0	6.3	-	65x65x	4.90	5.80	7.70	9.40
45	1.10	1.40	1.80	2.10	2.80	3.5	4.2	5.6	7.1	8.8	75x75x	5.70	6.80	8.90	11.00
50	1.20	1.60	2.00	2.40	3.10	3.9	4.7	6.3	7.8	9.8	Thickness	6	8	10	12
55	1.30	1.70	2.20	2.60	3.50	4.3	5.2	6.9	8.6	10.8	80x80x	7.30	9.60	11.80	14.00
60	1.40	1.90	2.40	2.80	3.80	4.7	5.6	7.5	9.4	11.8	90x90x	8.20	10.80	13.40	-
63	-	-	-	3.00	4.20	4.7	5.9	7.6	9.9	12.4	100x100x	9.20	12.10	14.90	17.70
75	-	-	-	3.50	4.70	5.9	7.1	9.4	11.8	14.7	110x110x	-	-	16.70	19.70
80	-	-	-	3.80	5.00	6.3	7.5	10.0	12.6	15.7	130x130x	-	15.90	19.70	23.50
90	-	-	-	4.20	5.70	7.1	8.4	11.3	14.1	17.7	Thickness	10	12	16	20
100	-	-	-	4.70	6.30	7.8	9.4	12.6	15.7	19.6	150x150x	20.80	27.20	35.80	44.10
125	-	-	-	5.90	7.80	9.8	11.8	15.7	19.6	24.5	200x200x	-	36.60	48.50	60.00
150	-	-	-	7.00	9.42	11.8	14.1	18.8	23.6	29.5	'2' - 1.45	'T' - 0.90'	'M' - 2.30	Kg./Mtr.	
160	-	-	-	-	-	12.6	15.1	20.1	-	-					
200	-	-	-	-	-	15.7	18.8	25.1	-	-					
250	-	-	-	-	-	19.6	23.6	31.6	-	-					

CHANNELS - ISMC		JOIST/BEAM-ISMB		RIBBED/TMT STEEL		RAILS		Kg./Mtr.		ROUND & SQUARE					
SIZE mm x mm	WEIGHT Kg./Mtr.	SIZE mm x mm	WEIGHT Kg./Mtr.	SIZE mm x mm	WEIGHT Kg./Mtr.	SIZE mm x mm	WEIGHT Kg./Mtr.	SIZE mm x mm	WEIGHT Kg./Mtr.	SIZE mm x mm	WEIGHT Kg./Mtr.	SIZE mm x mm	WEIGHT Kg./Mtr.		
41x32 Tele	5.05	100x50	8.00	8	0.400	30	14.88	5	0.15	0.20	36	7.99	10.17		
75x40	7.14	100x116	23.00	10	0.620	414	20.50	5.5	0.19	0.24	40	9.86	12.56		
100x50	9.60	120x58	11.20	12	0.890	50	24.80	6	0.22	0.28	45	12.49	15.90		
125x65	13.10	125x70	13.20	16	1.580	60	29.76	R45-90LB/Yd	44.61	7	0.30	0.38	50	15.41	19.62
150x75	16.80	150x75	15.00	18	2.000	R52-105"	51.89	8	0.39	0.50	53	17.32	22.05		
175x75	19.60	200x100	25.40	20	2.470	R60102	60.30	9	0.50	0.64	56	19.34	24.62		
200x75	22.30	225x110	31.20	22	2.990	Crane Rails 50	29.85	10	0.62	0.75	60	22.20	28.26		
225x80	26.10	250x125	37.30	25	3.860	Crane Rails 60	40.03	11	0.75	0.95	63	24.47	31.16		
250x82	34.20	300x140	46.00	28	4.830	Crane Rails 80	63.52	12	0.89	1.13	67	27.68	35.20		
300x90	36.30	400x140	61.50	32	6.310	Crane Rails 100	88.96	14	1.21	1.54	70	29.20	38.45		
350x100	42.70	500x180	86.90	36	7.990	Crane Rails 120	118.10	16	1.58	2.01	75	34.70	44.15		
400x100	50.10	600x210	123.00	40	9.850	CHECKERED PLATES		18	2.00	2.54	80	39.46	50.24		
Super Light Channel		H-BEAM		4 mm	37.0	20	2.47	3.14	90	49.94	63.58				
75x40 - L	04.25	100x116	20.0	5 mm	45.3	22	2.98	3.80	100	61.66	77.20				
75x40 - M	05.5	100x116	23.0	6 mm	53.2	25	3.85	4.91	125	96.34	122.66				
100x50 - L	05.75	152x152	31.0	7 mm	61.1	28	4.83	6.15	140	120.80	153.86				
100x50 - M	08.2	152x152	37.0	8 mm	68.8	30	5.55	7.06	150	157.84	200.96				
				10 mm	84.6	32	6.31	8.04	200	246.60	314.00				
				12 mm	100.3					RD SQ	RD SQ				

T-SECTION	
Size in mm	Weight Kg./M
20x20x3	0.900
30x30x3	1.400
40x40x6	3.500
50x50x6	4.400
60x60x6	5.400
75x75x10	10.950
80x80x8	9.600
100x100x10	14.900

(Change Meter to Feet Weight + 10.76)

M.S. PLATE					
Size in mm	Kg./Sq.Meter	Size in mm	Kg./Sq.Meter	Size in mm	Kg./Sq.Meter
4	31.4	12	94.2	36	282.6
5	39.2	16	125.6	45	353.2
6	47.1	20	157.0	50	392.2
7	55.0	25	172.7	63	494.5
8	62.8	28	219.8	71	557.4
10	78.5	32	251.2	80	628.0

MS Pipe Section Weight Table

3/4 " DIFFERENCES			
NO	3/4 " ROUND SQUARE	WEIGHT	
1	25 OD /20X20	1.60	6 KG
2	25 OD /20X20	2.00	7 KG
3	25 OD /20X20	2.20	8 KG

1 " DIFFERENCES			
NO.	1" ROUND / SQUARES	WEIGHT	
1	32 OD / 25X25	1.00	5 KG
2	32 OD / 25X25	1.20	6 KG
3	32 OD / 25X25	1.40	6.5 KG
4	32 OD / 25X25	1.60	7.5 KG
5	32 OD / 25X25	1.80	8.5 KG
6	32 OD / 25X25	2.00	9.5 KG
7	32 OD / 25X25	2.20	10.5 KG
8	32 OD / 25X25	2.50	11.5 KG

1 1/4 " DIFFERENCES			
NO	1 1/4" ROUND/ SQUARES	WEIGHT	
1	42 OD / 32X32	1.00	6.5 KG
2	42 OD / 32X32	1.20	7.5 KG
3	42 OD / 32X32	1.40	8.5 KG
4	42 OD / 32X32	1.60	9.5 KG
5	42 OD / 32X32	1.80	11.5 KG
6	42 OD / 32X32	2.00	12.5 KG
7	42 OD / 32X32	2.20	13.5 KG
8	42 OD / 32X32	2.50	15.5 KG
9	42 OD / 32X32	2.80	17.5 KG
NO	1 1/4" RCT ANGLES	WEIGHT	
1	42x22	1.00	6.5 KG
2	42x22	1.20	7.5 KG
3	42x22	1.40	8.5 KG
4	42x22	1.60	9.5 KG
5	42x22	1.80	11.5KG
5	42x22	2.00	12.5 KG
6	42x22	2.20	13.5 KG
7	42x22	2.50	15.5 KG

1 1/2 " DIFFERENCES			
NO	1 1/2" ROUND/ SQUARES /RCT ANGLES	WEIGHT	
1	48 OD/38X38/50X25	1.00	7 KG
2	48 OD/38X38/50X25	1.20	9 KG
3	48 OD/38X38/50X25	1.40	10 KG
4	48 OD/38X38/50X25	1.60	11.5 KG
5	48 OD/38X38/50X25	1.80	12.5 KG
6	48 OD/38X38/50X25	2.00	14 KG
7	48 OD/38X38/50X25	2.20	15.5 KG
8	48 OD/38X38/50X25	2.50	17.5 KG
9	48 OD/38X38/50X25	2.80	20 KG
10	48 OD/38X38/50X25	3.20	22 KG
11	48 OD/38X38/50X25	3.60	24 KG

2 " DIFFERENCES			
NO	2" ROUND/ SQUARES /RCT ANGLES	WEIGHT	
1	60 OD / 48x48	1.00	9 KG
2	60 OD / 48x48	1.20	11 KG
3	60 OD / 48x48	1.40	12.5 KG
4	60 OD / 48x48	1.60	14 KG
5	60 OD / 48x48	1.80	16 KG
6	60 OD / 48x48	2.00	18 KG
7	60 OD / 48x48	2.20	20 KG
8	60 OD / 48x48	2.50	22 KG
9	60 OD / 48x48	2.80	24 KG
10	60 OD / 48x48	3.20	28 KG

63 OD" DIFFERENCES			
NO	63OD" SQUARES/RCT ANGLES	WEIGHT	
1	50x50/60x40/75x25/66x33	1.20	11.5
2	50x50/60x40/75x25/66x33	1.40	12.5 KG
3	50x50/60x40/75x25/66x33	1.60	14 KG
4	50x50/60x40/75x25/66x33	1.80	16 KG
5	50x50/60x40/75x25/66x33	2.00	18 KG
6	50x50/60x40/75x25/66x33	2.5/2.9	22/25KG
7	50x50/60x40/75x25/66x33	3.60/4.00	35 KG

2 1/2 " DIFFERENCES			
NO	2 1/2" ROUND / SQUARES/RCT ANGLES	WEIGHT	
1	76 OD / 60x60 / 80X40	1.20	15kg
2	76 OD / 60x60 / 80X40	1.40	15kg
3	76 OD / 60x60 / 80X40	1.60	18kg
4	76 OD / 60x60 / 80X40	2.00	23KG
5	76 OD / 60x60 / 80X40	2.5/2.7/2.9	30 KG
6	77 OD / 60x60 / 80X40	3.2/3.6	25/38 KG

3 " DIFFERENCES			
NO	3" ROUND/ SQUARES /RCT ANGLES	WEIGHT	
1	88OD/ 72X72 / 96X48	1.60	21 kg
2	88OD/ 72X72 / 96X48	2.00	27 KG
3	88OD/ 72X72 / 96X48	2.50	33 KG
5	88OD/ 72X72 / 96X48	3.50	45 KG
6	88OD/ 72X72 / 96X48	4.00	50 KG
7	88OD/ 72X72 / 96X48	4.5/4.8	60 KG

101OD " DIFFERENCES			
NO	101OD/80X80/	WEIGHT	
1	101OD/80X80/	2	30 KG
2	101OD/80X80	2.5-3.6	37 KG
3	101OD/80X80	4.0-5.0	58KG

4" ROUND/ SQUARES /RCT ANGLES			
NO	100MM/91X91X122/61	WEIGHT	
1	100MM/91X91X122/61	2	33 KG
2	100MM/91X91X122/61	2.5-3.6	41 KG
3	100MM/91X91X122/61	4.0-5.0	67 KG

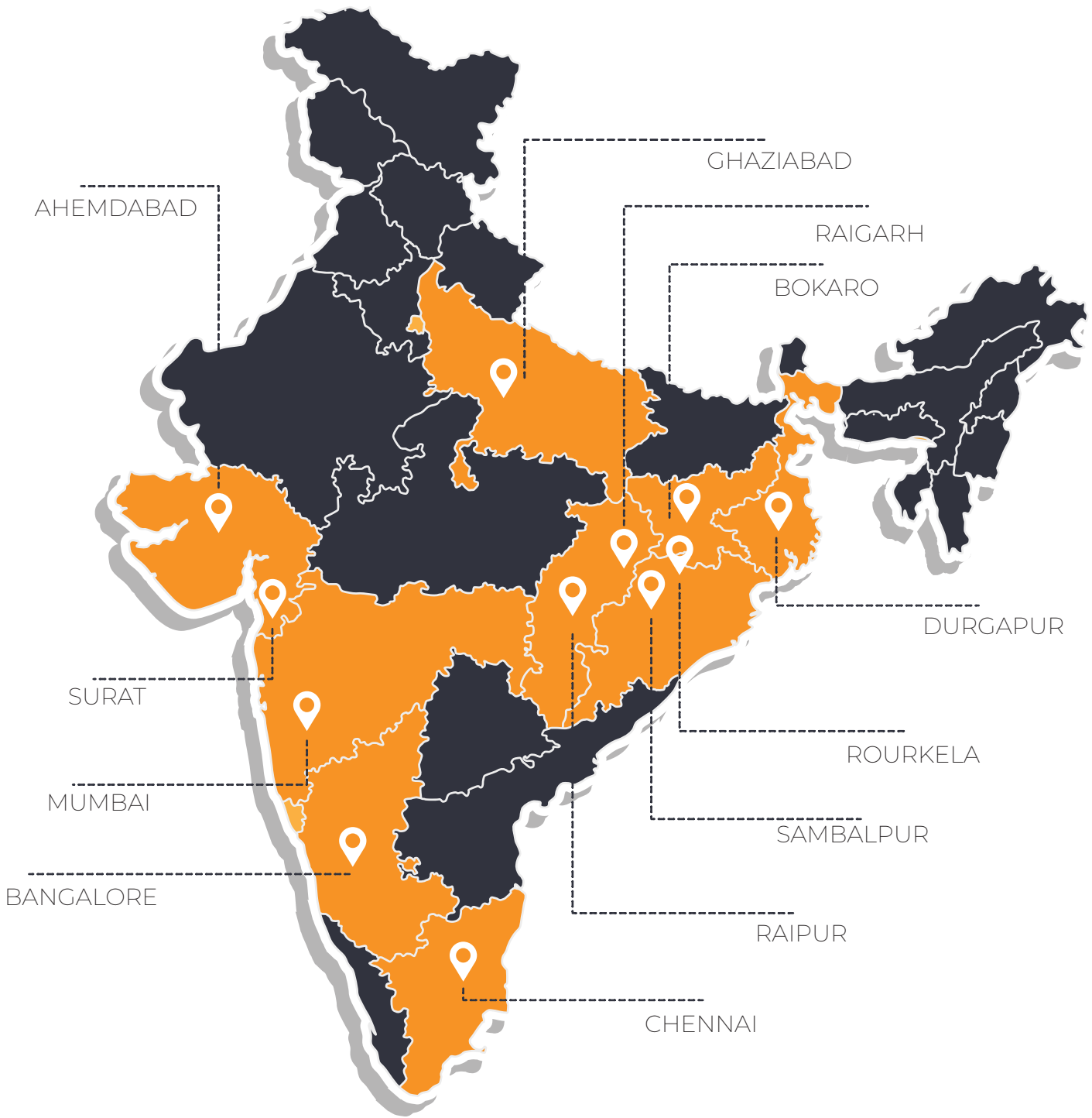
Why Choose Us?

At Krishnayam Steelcom, we have a dedicated team of professionals who possess in-depth knowledge of the iron and steel industry. They work tirelessly to understand your specific requirements and provide customized solutions that best suit your needs. Whether you are looking for structural steel, pipes, coils, or any other iron and steel product, we have you covered.



We take pride in our strong relationships with our suppliers and customers alike. Our commitment to building long-lasting partnerships ensures that we consistently meet and exceed expectations. With an extensive network and efficient logistics, we ensure timely delivery of your orders, regardless of the scale or complexity.

In order to provide best quality with best price, we at **Krishnayam Steelcom** cater the requirement of our consumer from different cities of country.





Abhinav Agrawal



+91 8962974444



krishnayam.steelcom@gmail.com



Krishnayam Steelcom
Shop No. 9, Upper Ground Floor, JB Mall,
M.G Road, Raipur (C.G)

GSTIN/UIN: 22BUHPA7498A1ZW | State Name: Chhattisgarh, Code: 22